



Free Hair Transplant Consultation
click here to start
Strip, FUE, Body Hair Transplant, Repair,
Eyebrow & Eyelash Restoration

**Money Back
Guarantee**
[click here](#)



[Forum](#) [Hair Loss News](#) [Hair Transplant](#) [Hair Replacement](#) [Topical](#) [All Natural](#) [Drugs](#)

[Hair Multiplication](#) [Gallery & Blogs](#) [4 Women](#)

[Printer-friendly copy](#) [Email this topic to a friend](#)

[Top](#) [Surgical Hair Transplantation](#) [Hair Transplant Open Forum](#) [topic #47318](#)

[View in linear mode](#)

Subject: "Beard hair grafts (fueoptions) - 8 months update"

[First topic](#) | [Last topic](#)

[Dr. Arvind](#)

Mon Oct-30-06 08:47 AM

Member since Jun 23rd 2004
1288 posts



"Beard hair grafts (fueoptions) - 8 months update"

Mon Oct-30-06 08:53 AM by Dr. Arvind

Dear forum readers,

As many of you may remember, we performed a 100 beard hair graft procedure 8 months ago for one of the forum posters (fueoptions).

We had the oppurtunity to examine the facial donor area when he came for his next procedure today.

Following are some pictures

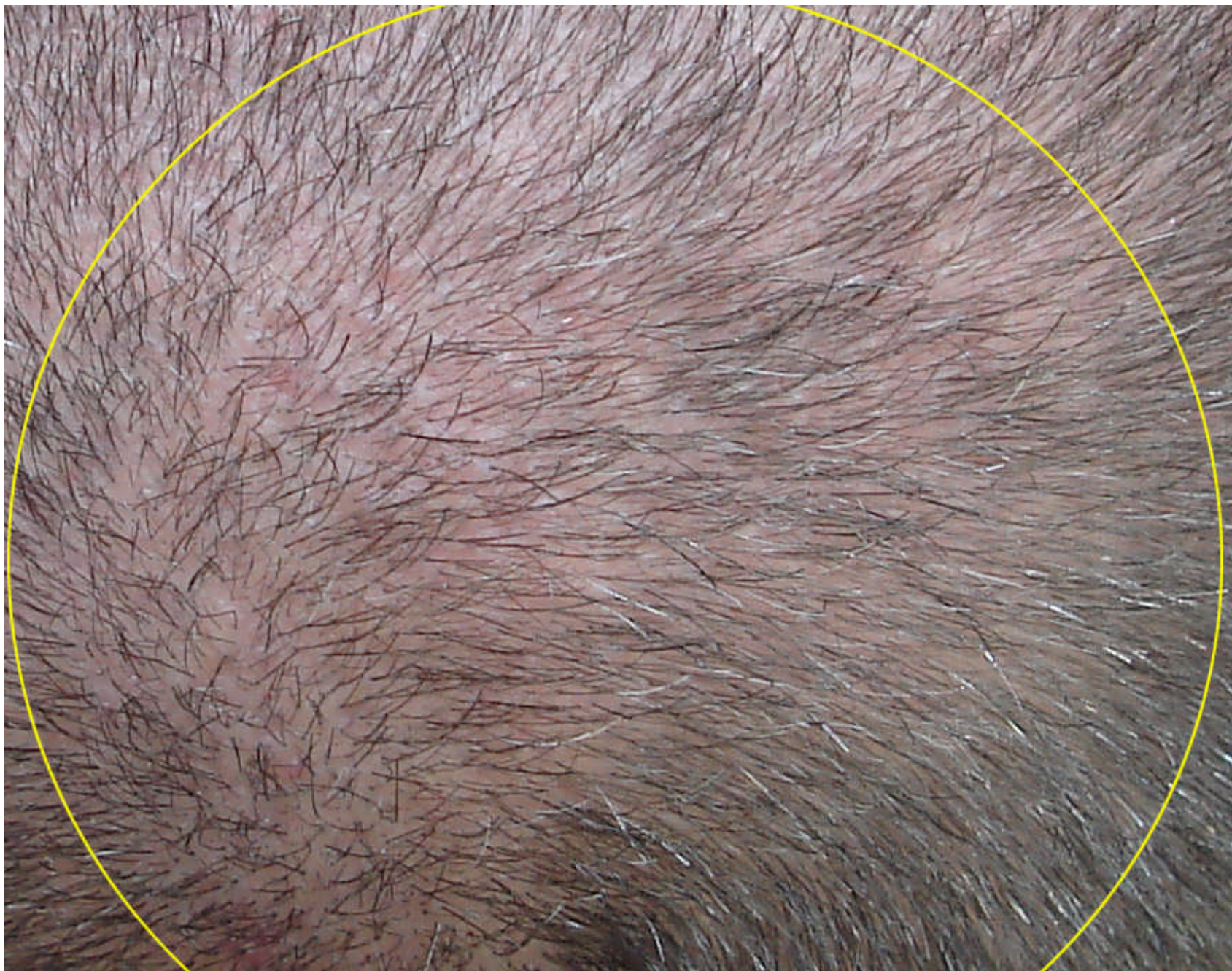
Donor area picture at 8 months post extraction.



Recipient area for the beard donor hair



Close up of the recipient area.



Please note that the crown recipient area had already recieved pubic hair transplant from another fue practitioner BEFORE the patient came to us the first time. What you see in the outlined area is, therefore, a mix of scalp, pubic and beard hair.
 Regards,
 Dr. A

Dr.(Capt) Arvind Poswal
 Dr. A's Clinic,
 A-9,First Floor,
 C.R. Park, (Near Nehru Place),
 New Delhi-110019, India. www.fusehair.com
 e-mail: poswalarvind@yahoo.co.in
 Ph- 91-011-26274368,91-098-101-78062
 Timings-10a.m.to 5p.m
 Scalp & Body hair transplants.




-  [Attachment #1, \(jpg file\)](#)
-  [Attachment #2, \(jpg file\)](#)
-  [Attachment #3, \(jpg file\)](#)

[Alert](#) [Printer-friendly copy](#) | [Reply](#) | [Reply with quote](#) | [Top](#)

▼ Replies to this topic

Subject

Author	Message Date	ID
checkingin	Oct 30th 2006	1
Samson	Oct 30th 2006	2
benji	Oct 30th 2006	3
fueoptions	Oct 31st 2006	4
checkingin	Oct 31st 2006	7
Samson	Oct 31st 2006	9
Samson	Oct 31st 2006	10
V	Nov 08th 2006	33
Dr. Arvind	Oct 31st 2006	5
ericgomes	Oct 31st 2006	8
nthmainneighbor	Oct 31st 2006	11
Dr. Arvind	Oct 31st 2006	6
educobian	Oct 31st 2006	12

-  [RE: Beard hair grafts \(fueoptions\) - 8 months upda...](#)
-  [RE: Beard hair grafts \(fueoptions\) - 8 months upda...](#)
-  [Doc, where is this guys before pictures?](#)
-  [RE: Doc, where is this guys before pictures?](#)
-  [RE: Doc, where is this guys before pictures?](#)
-  [RE: Doc, where is this guys before pictures?](#)
-  [RE: Doc, where is this guys before pictures?](#)
-  [RE: Doc, where is this guys before pictures?](#)
-  [fueoptions - some interesting aspects](#)
-  [RE: fueoptions - some interesting aspects](#)
-  [RE: fueoptions - some interesting aspects](#)
-  [Expanding needle concept](#)
-  [RE: Expanding needle concept](#)

sorry to say	HanginInthere	Oct 31st 2006	13
Available Donor?	John32	Oct 31st 2006	14
RE: sorry to say	ericgomes	Oct 31st 2006	15
My reasons	fueoptions	Nov 01st 2006	16
RE: My reasons	ericgomes	Nov 01st 2006	18
RE: sorry to say	checkingin	Nov 01st 2006	19
RE: sorry to say	HanginInthere	Nov 01st 2006	20
RE: sorry to say	checkingin	Nov 01st 2006	21
RE: Beard hair grafts (fueoptions) - 8 months upda...	SK	Nov 01st 2006	17
RE: Beard hair grafts (fueoptions) - 8 months upda...	fueoptions	Nov 01st 2006	22
Fueoptions	Duck	Nov 02nd 2006	27
a # 0 buzz cut picture after 3000 + fue	Dr. Arvind	Nov 02nd 2006	23
Visiting a previously extracted scalp donor.	Dr. Arvind	Nov 02nd 2006	24
Beard donor area pictures	Dr. Arvind	Nov 02nd 2006	25
Additional beard donor	Dr. Arvind	Nov 02nd 2006	26
FUEoptions	HairSite	Nov 02nd 2006	28
needle size impressive	benji	Nov 02nd 2006	29
RE: needle size impressive	SK	Nov 02nd 2006	30
Chin donor area picture	V	Nov 04th 2006	31
RE: Chin donor area picture	Skywalker	Nov 04th 2006	32

[checkingin](#)

Member since Jan 16th 2004
328 posts

Mon Oct-30-06 03:50 PM



#1. "RE: Beard hair grafts (fueoptions) - 8 months update"
In response to [Reply # 0](#)

Dr A, looks great. If I'm not mistaken, Fueoptions was going for a larger session this time of 500 or so grafts. Is that still the plan?

Couple of other questions.

1) Does the beard hair need to have some length (not too long, but not skin shaved) to extract?

2) It is hard for me to see any appreciable difference in the pics. Is it more noticeable in person and does he let his hair grow out other than getting it buzzed now?

His hair is extremely consistent for a transplant..very well done!!

Hoping for BHT results!

<http://bhtadventresults.blogspot.com/>

[Alert](#)

[Printer-friendly copy](#) | [Reply](#) | [Reply with quote](#) | [Top](#)

[Samson](#)

Mon Oct-30-06 06:47 PM

Member since Jan 27th 2003

261 posts



#2. "RE: Beard hair grafts (fueoptions) - 8 months update"

In response to [Reply # 1](#)

I am pretty sure that the frontal and mid scalp area on this guy has never been touched by a HT Dr ...its too good

I assume that the procedure's have all been in the crown

Can we see some more pictures or have more info on this case .I appreciate this is outside the objective of the post but we are starved of good FUE pictures even in this day and age of FUE

Thank you

[Alert](#)

[Printer-friendly copy](#) | [Reply](#) | [Reply with quote](#) | [Top](#)

[benji](#)

Mon Oct-30-06 08:51 PM

Member since Dec 19th 2005

813 posts



#3. "Doc, where is this guys before pictures?"

In response to [Reply # 2](#)

It would be nice to have seen the extent of his baldness in the vetex to appreciate just how much improvement there has been.

I must say.....I know its probably enticing for some men to consider beard hair as its the biggest hair on the body and grows so thickly, but they are constraining themselves to wearing their hair short pretty much for life if the do this. Beard hair is often very kinky and coarse when it grows long. I hope this fellow considered that.

[Alert](#)

[Printer-friendly copy](#) | [Reply](#) | [Reply with quote](#) | [Top](#)

[fueoptions](#)

Member since Feb 26th 2006

26 posts

Tue Oct-31-06 08:20 AM



#4. "RE: Doc, where is this guys before pictures?"

In response to [Reply # 3](#)

Hi

I have just finished my second day at Dr A clinic

On day 1 i had around 250 beard taken out very well by Dr A and on day 2 the extraction sites are already a third of the size and it looks as though i have a minor rash (i am sure Dr A will post photos) the healing process for my neck area is nothing short of superb so i am very happy....

I intend to keep a crew cut and space the beard areas and mix with other hairs at the front third of my head keeping the beard hairs at least 7mm away from the front

The total for the 2 days are approx-

beard 500

scalp 450

chest 150

armpit 350

All to the front third

I am coming back Thursday to maybe have 4-500 more grafts

As always the staff here are just great and they work in total unison as most of the techs have well over 2 years experience now and are very proficient...Dr A extracted most of the beard grafts

[Alert](#)[Printer-friendly copy](#) | [Reply](#) | [Reply with quote](#) | [Top](#)[checkingin](#)

Member since Jan 16th 2004

328 posts

Tue Oct-31-06 09:50 AM



#7. "RE: Doc, where is this guys before pictures?"

In response to [Reply # 4](#)

It really is amazing. I see absolutely no evidence of scarring. Are you taking hairs from other places than under the chin this time?? We definitely appreciate the "trailblazers".

I wonder if the face is really good at healing for a couple of reasons:

- 1) extremely vascular and pliable
- 2) gets the heck beat out of it all the time from shaving, puberty, etc.

Hoping for BHT results!

<http://bhtadventresults.blogspot.com/>

[Alert](#)

[Printer-friendly copy](#) | [Reply](#) | [Reply with quote](#) | [Top](#)

[Samson](#)

Tue Oct-31-06 10:02 AM

Member since Jan 27th 2003
261 posts



#9. "RE: Doc, where is this guys before pictures?"
In response to [Reply # 7](#)

Thank you for the clarification

Are there any before pics before any work was done

This case is most interesting as i also think fue plus buzzing to grade 1-2 give's the best outcome regarding aesthetics and to eradicate the dreaded balding pattern as simply as possible

Top stuff

[Alert](#)

[Printer-friendly copy](#) | [Reply](#) | [Reply with quote](#) | [Top](#)

[Samson](#)

Tue Oct-31-06 10:03 AM

Member since Jan 27th 2003
261 posts



#10. "RE: Doc, where is this guys before pictures?"
In response to [Reply # 9](#)

Is expanding needle concept only for BHT grafts donor areas?

Is scalp hair not able to be taken by this method ? or is that when punch's are used exclusively

[Alert](#)

[Printer-friendly copy](#) | [Reply](#) | [Reply with quote](#) | [Top](#)

[V](#)

Wed Nov-08-06 08:07 AM

Member since Oct 21st 2005
238 posts



#33. "RE: Doc, where is this guys before pictures?"
In response to [Reply # 10](#)

>Is expanding needle concept only for BHT grafts donor areas?
>
>Is scalp hair not able to be taken by this method ? or is that
>when punch's are used exclusively

The expanding needle concept is used in a modified form in performing the scalp graft extractions.

I work for Dr. A's Clinic.
I am not a Physician.
My opinions need not be shared by Dr. Arvind Poswal.
www.fusehair.com

[Alert](#)

[Printer-friendly copy](#) | [Reply](#) | [Reply with quote](#) | [Top](#)

[Dr. Arvind](#)

Tue Oct-31-06 09:18 AM

Member since Jun 23rd 2004
1288 posts



#5. "fueoptions - some interesting aspects"

In response to [Reply # 0](#)

Tue Oct-31-06 09:37 AM by Dr. Arvind

Dear forum readers,
FUE has improved over the years.

At the same time, there have also been numerous debates, about how short a haircut a patient can keep without looking too obvious to a casual observer.
However, there are very few patients who keep their hair buzz cut to a #1 after their HT. And very few clear pictures of such patients' scalp donor.

Interesting aspects

1. Fueoptions has had fue surgeries from 2 other fue providers, known on the forums, before visiting our clinic. In these various procedures, he had already had 3000+ fue grafts extracted from his scalp.
2. Fueoptions keeps his hair buzz cut to a #1 after >3000 scalp fue extractions.
3. The extractions have been made by a variety of doctors, each with their own tools and techniques and philosophy.

Here are some pictures of his scalp donor area as it appears in Oct 2006. We have taken the pictures in a variety of light settings and angles.

Please let me know your thoughts.
In fueoptions own words, "no one has been able to discern that anything has been done".

Please note that this donor area of the back of the head has NOT been touched by us, so we request to be considered an unbiased observer.

I will post more pictures with the hair cut to #0 later.

Flourescent light - no flash



With flash



Different camera setting



Side view - no flash



side view - no flash



Regards,
Dr. A

Dr.(Capt) Arvind Poswal
Dr. A's Clinic,
A-9,First Floor,
C.R. Park, (Near Nehru Place),
New Delhi-110019, India. www.fusehair.com
e-mail: poswalarvind@yahoo.co.in
Ph- 91-011-26274368,91-098-101-78062
Timings-10a.m.to 5p.m
Scalp & Body hair transplants.

 [Attachment #1, \(jpg file\)](#)

 [Attachment #2, \(jpg file\)](#)

 [Attachment #3, \(jpg file\)](#)

 [Attachment #4, \(jpg file\)](#)

 [Attachment #5, \(jpg file\)](#)

[Alert](#)

[Printer-friendly copy](#) | [Reply](#) | [Reply with quote](#) | [Top](#)

[ericgomes](#)

Tue Oct-31-06 09:58 AM

Member since Jun 01st 2004
403 posts



#8. "RE: fueoptions - some interesting aspects"

In response to [Reply # 5](#)



fue is clearly better than strip anyway. I bet no one can show such clear pictures with so short a hair after strip without the strip scar being noticeable to everyone.

Repair HT with 1100 FUHT grafts,2080+ FUSE(fue) grafts + 100 leg hair grafts for DEM by Dr.A. I have appeared on live tv show after HT.
<http://www.geocities.com/ericgomes2000/>

E-mail superman_1971@indiatimes.com

[Alert](#)

[Printer-friendly copy](#) | [Reply](#) | [Reply with quote](#) | [Top](#)

[nthmainneighbor](#)

Member since Sep 29th 2006
73 posts

Tue Oct-31-06 03:33 PM



#11. "RE: fueoptions - some interesting aspects"

In response to [Reply # 5](#)



Looks Great. Excellent photos.

Happy & Enjoying Life

[Alert](#)

[Printer-friendly copy](#) | [Reply](#) | [Reply with quote](#) | [Top](#)

[Dr. Arvind](#)

Member since Jun 23rd 2004
1288 posts

Tue Oct-31-06 09:36 AM



#6. "Expanding needle concept"

In response to [Reply # 0](#)

Tue Oct-31-06 09:39 AM by Dr. Arvind

Dear forum reader,
Following is a picture of the untrimmed beard hair grafts.
The grafts have been extracted using only the expanding needle concept.

The expanding needle concept allows us to extract the minimum of epidermis while still being able to extract the intact hair follicle (even the curly ones).

I strongly advocate the use of this concept over the traditional fue methods of manually used punches.



Beared hair

The expanding needle is used in conjunction with the mechanized punches and dissection under direct magnified vision to extract the untrimmed scalp grafts shown below. The aim and the benefit of the technique is that it helps minimise the amount of epidermis removed while not compromising on the graft integrity.



Dr.(Capt) Arvind Poswal

Dr. A's Clinic,
A-9,First Floor,
C.R. Park, (Near Nehru Place),
New Delhi-110019, India. www.fusehair.com
e-mail: poswalarvind@yahoo.co.in
Ph- 91-011-26274368,91-098-101-78062
Timings-10a.m.to 5p.m
Scalp & Body hair transplants.

 [Attachment #1, \(jpg file\)](#)

 [Attachment #2, \(jpg file\)](#)

[Alert](#)

[Printer-friendly copy](#) | [Reply](#) | [Reply with quote](#) | [Top](#)

[educobian](#)

Tue Oct-31-06 05:05 PM

Member since Aug 08th 2003
580 posts



#12. "RE: Expanding needle concept"
In response to [Reply # 6](#)



Very impressive results. The recipient area looks 100% natural.

I hope there are more people undergoing this procedure under Dr. A.ps hands.
I look forward to seeing the result of this 2nd procedure with 500 hairs.

Well done. Really impressive.

[Alert](#)

[Printer-friendly copy](#) | [Reply](#) | [Reply with quote](#) | [Top](#)

[HanginInthere](#)

Tue Oct-31-06 09:19 PM

Member since Apr 13th 2003
3892 posts



#13. "sorry to say"
In response to [Reply # 0](#)

Tue Oct-31-06 09:27 PM by HanginInthere

Sorry to say but if you look closely you can see an area that is missing about half the hair.....white dots or naked areas everywhere

this is only from 100 grafts

there is an area just below the chin, that is almost devoid of hair if you look close
If you were to take lets say 1000 hairs from the beard area, judging by this result.....I would say the donor area would be VERY NOTICEABLY changed afterwards.....not necessarily scarring but just areas devoid of stubble

Hangin Daily Regimen

- 1)Maxi Hair by Country Life, 2/day
- 2)Kal... Amino Max 2(multi mineral) 2/day

DHT INHIBITORS(blockers)

- 3)Saw Palmetto extract 320mg standardized
- 4)Pygeum 500mg
- 5)Nettles Leaf Powder 500mg
- 6)Beta Sitosterol 100-200mg (Doctor's A-Z Form

[Alert](#)

[Printer-friendly copy](#) | [Reply](#) | [Reply with quote](#) | [Top](#)

[John32](#)

Tue Oct-31-06 10:11 PM

Member since Jul 15th 2005
94 posts



#14. "Available Donor?"
In response to [Reply # 13](#)

Any idea how many beard grafts most people have available?

[Alert](#)

[Printer-friendly copy](#) | [Reply](#) | [Reply with quote](#) | [Top](#)

[ericgomes](#)

Tue Oct-31-06 10:59 PM

Member since Jun 01st 2004
403 posts



#15. "RE: sorry to say"
In response to [Reply # 13](#)



>Sorry to say but if you look closely you can see an area that
>is missing about half the hair.....white dots or naked
>areas everywhere
>
>this is only from 100 grafts

>
 >there is an area just below the chin, that is almost devoid of
 >hair if you look close
 >If you were to take lets say 1000 hairs from the beard area,
 >judging by this result.....I would say the donor area
 >would be VERY NOTICEABLY changed afterwards.....not
 >necessarily scarring but just areas devoid of stubble
 >

I guess like all other body areas, the amount of hair on the beard will vary in individuals. I checked my beard area and it looks sparse just below the chin as it is. 😞 Just when I thought I got an extra source of hair.

Repair HT with 1100 FUHT grafts,2080+ FUSE(fue) grafts + 100 leg hair grafts for DEM by Dr.A. I have appeared on live tv show after HT.
<http://www.geocities.com/ericgomes2000/>

E-mail superman_1971@indiatimes.com

[Alert](#)

[Printer-friendly copy](#) | [Reply](#) | [Reply with quote](#) | [Top](#)

[fueoptions](#)

Wed Nov-01-06 03:45 AM

Member since Feb 26th 2006
 26 posts



#16. "My reasons"

In response to [Reply # 15](#)

Hi everyone

Thanks for the positive feedback

I have no intention to grow a beard ever so less hair on my neck leaves me with no worries at all (you can see spaces under my chin at extreme close up with a camera but lets face it who the hell is going to say you look like you should have a little more stubble on your neck while looking at it from an inch away...its just not going to happen)

In my experience in the west young men use beard trimmers when they grow a beard and almost always clipper the neck hair away leaving a nicely trimmed short beard (eg george michael) I shave everyday and even when i leave it to grow to stubble sometimes i will be glad around half the hair on my neck has gone...so its a win win situation.

I also hate having chest hair,armpit and back hair and as this is the 2nd time Dr A has taken from these areas i should only have around 20% or so left so again its win win for me! You will pay alot for permanant hair removal (i know my girlfriend is a beautician)

I suit the crew cut look so although i fully understand growing the hair out may not be possible its 110% better having a grade 1 or 2 with great coverage than it is being bald...for me anyway.

I am hoping tomorrow to put around 100 beard hairs in some of the larger white dots left by larger punches from my previous fue sessions with other doctors

[Alert](#)

[Printer-friendly copy](#) | [Reply](#) | [Reply with quote](#) | [Top](#)

[ericgomes](#)

Wed Nov-01-06 08:17 AM

Member since Jun 01st 2004
403 posts



#18. "RE: My reasons"
In response to [Reply # 16](#)



>I am hoping tomorrow to put around 100 beard hairs in some of
>the larger white dots left by larger punches from my previous
>fue sessions with other doctors
>
>
>
>

Are your white dots too big? They are not visible at your #1 haircut.

[Alert](#)

[Printer-friendly copy](#) | [Reply](#) | [Reply with quote](#) | [Top](#)

[checkingin](#)

Wed Nov-01-06 02:45 PM

Member since Jan 16th 2004
328 posts



#19. "RE: sorry to say"
In response to [Reply # 13](#)

>Sorry to say but if you look closely you can see an area that
>is missing about half the hair.....white dots or naked
>areas everywhere
>
>this is only from 100 grafts
>
>there is an area just below the chin, that is almost devoid of
>hair if you look close
>If you were to take lets say 1000 hairs from the beard area,
>judging by this result.....I would say the donor area
>would be VERY NOTICEABLY changed afterwards.....not
>necessarily scarring but just areas devoid of stubble

Hanging, you are correct. However, when most people look at your head and face, they are not evaluating the missing hair under your chin. They are evaluating the missing hair on top of your head. There are plenty of adult men who can't grow a decent beard without looking patchy, so it is a choice of where you want the hair missing. Under the chin or on top of head? The scarring is the big thing and it sure doesn't look like there is any.

Actually, one of the things I have written to Dr A about is to replace a few beard hairs with leg or arm hairs via DEM. I think it would be interesting to see how the hairs grew and if they grew any heartier.

Hoping for BHT results!

<http://bhtadventresults.blogspot.com/>

[Alert](#)

[Printer-friendly copy](#) | [Reply](#) | [Reply with quote](#) | [Top](#)

[HanginInthere](#)

Wed Nov-01-06 04:17 PM

Member since Apr 13th 2003
3892 posts



#20. "RE: sorry to say"

In response to [Reply # 19](#)

I would not be unhappy if i did not have to shave ever again

Hangin Daily Regimen

- 1)Maxi Hair by Country Life, 2/day
- 2)Kal... Amino Max 2(multi mineral) 2/day

DHT INHIBITORS(blockers)

- 3)Saw Palmetto extract 320mg standardized
- 4)Pygeum 500mg
- 5)Nettles Leaf Powder 500mg
- 6)Beta Sitosterol 100-200mg (Doctor's A-Z Form

[Alert](#)

[Printer-friendly copy](#) | [Reply](#) | [Reply with quote](#) | [Top](#)

[checkingin](#)

Wed Nov-01-06 07:55 PM

Member since Jan 16th 2004
328 posts



#21. "RE: sorry to say"
In response to [Reply # 20](#)

>I would not be unhappy if i did not have to shave ever again
>

Amen to that, especially as it is continuing to gray!

Hoping for BHT results!

<http://bhtadventresults.blogspot.com/>

[Alert](#)

[Printer-friendly copy](#) | [Reply](#) | [Reply with quote](#) | [Top](#)

[SK](#)

Member since Oct 27th 2005
287 posts

Wed Nov-01-06 04:59 AM



#17. "RE: Beard hair grafts (fueoptions) - 8 months update"
In response to [Reply # 0](#)



Dr. A, I like the way you constantly try to advance the art of HT. Just if you don't know, we appreciate your efforts at thinking out of the box and shariNg it with everyone. Thetere are many with a fraction of the experience you have that try to negate you. Please know that most disregard them. They alone beat their own drum.

[Alert](#)

[Printer-friendly copy](#) | [Reply](#) | [Reply with quote](#) | [Top](#)

[fueoptions](#)

Member since Feb 26th 2006
26 posts

Wed Nov-01-06 11:30 PM



#22. "RE: Beard hair grafts (fueoptions) - 8 months update"
In response to [Reply # 17](#)

Hi

Day 4 i had a day off yesterday so looking at around 2000 grafts total finishing today....note the beard grafts are time consuming and i am sure Dr A wishes to use the expanding needle method nice and carefully so producing no scaring and a good result

I will ask Dr A to put up photos of my neck the healing and cosmetic look is nothing short of amazing...i would say around 40-50% of the beard grafts in that area have been taken and even i do not notice a difference!

[Alert](#)

[Printer-friendly copy](#) | [Reply](#) | [Reply with quote](#) | [Top](#)

[Duck](#)

Thu Nov-02-06 08:43 AM

Member since Dec 18th 2003
1013 posts



#27. "Fueoptions"

In response to [Reply # 22](#)

First of all . The #1 buzz cut you are showing here looks real good. To put things in the proper perspective. Can we see a before photo before you had any work done? The reason I am asking is that the few beard hair grafts at this length seem to blend but what will they look like grown out? Second 0 buzz cut shows white dots but you have yield. I would say most if not all would be happy with your current situation. Good luck with your procedures.

[Alert](#)

[Printer-friendly copy](#) | [Reply](#) | [Reply with quote](#) | [Top](#)

[Dr. Arvind](#)

Thu Nov-02-06 07:47 AM

Member since Jun 23rd 2004
1288 posts



#23. "a # 0 buzz cut picture after 3000 + fue"

In response to [Reply # 0](#)

Thu Nov-02-06 07:49 AM by Dr. Arvind

Dear forum readers,

Following is the picture of the patient's scalp donor after he buzz cut his hair to a # 0.

There are white dot scars from the extractions performed by other clinics years earlier. I believe that as fue has progressed, those clinics too would have become better with their tools and techniques.

Immediately after buzz cut



The following picture shows the scalp as it appears 3 days after the patient buzzed it to a #0.



Dr.(Capt) Arvind Poswal
Dr. A's Clinic,
A-9,First Floor,
C.R. Park, (Near Nehru Place),

New Delhi-110019, India. www.fusehair.com
e-mail: poswalarvind@yahoo.co.in
Ph- 91-011-26274368,91-098-101-78062
Timings-10a.m.to 5p.m
Scalp & Body hair transplants.

 [Attachment #1, \(jpg file\)](#)

 [Attachment #2, \(jpg file\)](#)

[Alert](#)

[Printer-friendly copy](#) | [Reply](#) | [Reply with quote](#) | [Top](#)

[Dr. Arvind](#)

Member since Jun 23rd 2004
1288 posts

Thu Nov-02-06 08:09 AM



#24. "Visiting a previously extracted scalp donor."
In response to [Reply # 23](#).

During the patient's current procedure, one of the aims was to extract FUSE/fue grafts from the previously harvested scalp donor areas.

I feel that it will be to the benefit of the future HT doctors to realize the importance of adhering to the correct, random pattern while performing the extractions.

That pattern was not adhered to in fueoptions case, during his previous fue at other clinics. This led to a situation where we had many extraction sites close together in certain areas, whereas there were islands of unharvested follicular units in other areas.

In such case, while reharvesting from the scalp donor, one should not extract too close to the previous extraction sites to avoid the mottling effect.

We also aim to -

1. Place some beard hair grafts in the more visible/larger white dot scars,
2. Place some beard hair grafts in some of the donor sites created after extracting the scalp grafts.

Regards,
Dr. A

Dr.(Capt) Arvind Poswal
Dr. A's Clinic,
A-9,First Floor,
C.R. Park, (Near Nehru Place),
New Delhi-110019, India. www.fusehair.com

e-mail: poswalarvind@yahoo.co.in
Ph- 91-011-26274368,91-098-101-78062
Timings-10a.m.to 5p.m
Scalp & Body hair transplants.

[Alert](#)

[Printer-friendly copy](#) | [Reply](#) | [Reply with quote](#) | [Top](#)

[Dr. Arvind](#)

Thu Nov-02-06 08:15 AM

Member since Jun 23rd 2004
1288 posts



#25. "Beard donor area pictures"
In response to [Reply # 0](#)

Dear forum readers,
Following are some pictures of the beard donor areas.
The pictures show the healing over the last couple of days.
A 26 gauge needle (diameter 0.45mm) is juxtaposed for comparison.

Hours later





3 days later





Dr.(Capt) Arvind Poswal
Dr. A's Clinic,

A-9,First Floor,
C.R. Park, (Near Nehru Place),
New Delhi-110019, India. www.fusehair.com
e-mail: poswalarvind@yahoo.co.in
Ph- 91-011-26274368,91-098-101-78062
Timings-10a.m.to 5p.m
Scalp & Body hair transplants.

 [Attachment #1, \(jpg file\)](#)

 [Attachment #2, \(jpg file\)](#)

 [Attachment #3, \(jpg file\)](#)

 [Attachment #4, \(jpg file\)](#)

[Alert](#)

[Printer-friendly copy](#) | [Reply](#) | [Reply with quote](#) | [Top](#)

[Dr. Arvind](#)

Member since Jun 23rd 2004
1288 posts

Thu Nov-02-06 08:20 AM



#26. "Additional beard donor"
In response to [Reply # 25](#)

Fueoptions has also decided to thin certain areas of the beard to help match the slightly thinner hair growth in other areas.

The areas are marked in yellow.

165 grafts were extracted from those areas, and the area just on top of the chin.
The remaining grafts were extracted from under the jawbone on both sides.





Please let me know if you have any queries.
Regards,
Dr. A

Dr.(Capt) Arvind Poswal
Dr. A's Clinic,
A-9,First Floor,
C.R. Park, (Near Nehru Place),
New Delhi-110019, India. www.fusehair.com
e-mail: poswalarvind@yahoo.co.in
Ph- 91-011-26274368,91-098-101-78062
Timings-10a.m.to 5p.m
Scalp & Body hair transplants.

 [Attachment #1, \(jpg file\)](#)

 [Attachment #2, \(jpg file\)](#)

[Alert](#)

[Printer-friendly copy](#) | [Reply](#) | [Reply with quote](#) | [Top](#)

 [HairSite](#)

Thu Nov-02-06 11:25 AM



Member since Apr 16th 2007
5419 posts

#28. "FUEoptions"
In response to [Reply # 0](#)



FUEoptions:

Thanks for sharing your results with us.

I prepared a personal journal for you based on your posts and pics.
<http://hairsite.com/serendipity/authors/60-fueoptions>

You may want to include this link in your forum SIGNATURE so that it shows up in all your posts.

Just go to **USER MENU**, then **PREFERENCE**, then **SIGNATURE** and you can add your journal link to your signature.

HairSite.com
email: hairsite@aol.com

=====

Disclaimer: I am NOT a doctor. Please do not consider anything you read from this website or any of the forums as medical advice.

[Alert](#)

[Printer-friendly copy](#) | [Reply](#) | [Reply with quote](#) | [Top](#)

[benji](#)

Thu Nov -02-06 08:36 PM

Member since Dec 19th 2005
813 posts



#29. "needle size impressive"
In response to [Reply # 28](#)

The small needle Arvind is using is impressive. Those extract sites are small. I really wouldnt want to risk beard hair personally. I hope this guy has grown his beard out long once just to see if its a good straight beard. If its kinky, he will have to wear his hair kinda short.

[Alert](#)

[Printer-friendly copy](#) | [Reply](#) | [Reply with quote](#) | [Top](#)

[SK](#)

Thu Nov -02-06 10:30 PM

Member since Oct 27th 2005
287 posts



#30. "RE: needle size impressive"
In response to [Reply # 29](#)



I guess its the ultrasmall needle extractions that make the healing so fast.
Truly impressive.

I almost went to Bosley. Thank god for net.

[Alert](#)

[Printer-friendly copy](#) | [Reply](#) | [Reply with quote](#) | [Top](#)

[V](#)

Sat Nov-04-06 06:17 AM

Member since Oct 21st 2005
238 posts



#31. "Chin donor area picture"
In response to [Reply # 0](#)
Sat Nov-04-06 06:19 AM by V
Nov 2006





800 + facial hair grafts were extracted in Oct-Nov 2006 for transplant in this case.

I work for Dr. A's Clinic.
I am not a Physician.
My opinions need not be shared by Dr. Arvind Poswal.
www.fusehair.com

 [Attachment #1, \(jpg file\)](#)

 [Attachment #2, \(jpg file\)](#)

[Alert](#)

[Printer-friendly copy](#) | [Reply](#) | [Reply with quote](#) | [Top](#)

[Skywalker](#)

Sat Nov-04-06 08:21 AM

Member since Jan 19th 2003
1038 posts



#32. "RE: Chin donor area picture"
In response to [Reply # 31](#)

Although I probably would not risk having extractions from my facial area this is very interesting indeed, thanks Dr A.

I think it also strengthens the view that when it comes to donor scarring it is pretty much all about tool size.

If you disagree with my opinion I do not mind - I am not paid to post here and I am not a missionary.

[Alert](#)

[Printer-friendly copy](#) | [Reply](#) | [Reply with quote](#) | [Top](#)

[Top](#) ► [Surgical Hair Transplantation](#) ► [Hair Transplant Open Forum](#) ► [topic #47318](#)

[First topic](#) | [Last topic](#)

Jump to another forum



Powered by DCForum+ Version 1.27
Copyright 1997-2003 DCScripts.com

HairSite © Copyright 1997 - 2006
HairSite@aol.com

[Web Hosting By RealWebHost](#)